

# TECHNICAL DATA SHEET

**RONAN XXF GTX® dark grey Mid ESD O2 WR CI No. 976620**


**Sz. 35 - 48**



## LABELLING ACCORDING TO STANDARD

Standard for occupational shoes EN ISO 20347:2022 O2	Basic requirement for O2: <b>A</b> Antistatic shoe - <b>E</b> Energy absorption in the heel - <b>WPA</b> Water penetration and water absorption resistant upper - Closed heel area
Additional requirements	<b>WR</b> WATER RESISTANCE, entire shoe <b>FO</b> FUEL RESISTANCE <b>SR</b> SLIP RESISTANCE on ceramic tile with glycerine. <b>CI</b> COLD INSULATED




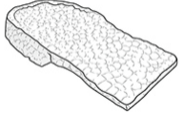

## FORM

Occupational work boot 	Form B - in size 42, the upper height must be at least 11.3 cm.
---	---

## AREAS OF APPLICATION

Areas of application	Indoors and outdoors Areas where exposure to moisture is expected (O2) Areas where there is no risk of falling heavy objects Areas where there is a risk of electrostatic discharge (ESDS/ESD) Workplaces on hard Undergrounds: The revolutionary Infinergy® sole core cushions impacts and provides for a rebound effect when the compressive impulse subsides - for more energy in every step.
----------------------	--


## FEATURES

ESD equipment	Thanks to its excellent discharge capability, the shoe is suitable for work in ESD sensitive or electrostatically protected areas (EPA). The shoes comply to the standard 61340-5-1.	
Sizes (unisex model)	<ul style="list-style-type: none"> <li>Expanded size range: available in sizes 35 - 48</li> </ul>	
Certification in accordance with DGUV rule 112-191	<ul style="list-style-type: none"> <li>Certified for orthopaedic inserts</li> </ul>	
Padded upper edge	<ul style="list-style-type: none"> <li>Excellent wearing comfort: the padded upper edge protects the Achilles tendon.</li> </ul>	
Full, padded bellows tongue	<ul style="list-style-type: none"> <li>Excellent wearing comfort: The tongue prevents pressure marks and avoids dirt from entering into the shoe.</li> </ul>	
Reflective material	<ul style="list-style-type: none"> <li>Good visibility in the dark</li> </ul>	
Sole core made of Infinergy® by BASF 	The sole core consists of expanded, thermoplastic polyurethane in the form of oval foam beads. These stick together and are very light and elastic. This revolutionary technology cushions the impact and bounces back extremely well on pressure, so that the energy can be returned to the wearer. Even under low temperatures of -20 °C, the core maintains its high elasticity.	

## UPPER MATERIAL


Hydrophobized suede	<ul style="list-style-type: none"> <li>Areas of application S2/S3/S3S</li> <li>Natural material</li> <li>Breathable</li> <li>Water penetration/absorption in accordance with EN ISO 20345 S2</li> <li>By hydrophobation, higher resistance against water penetration and water absorption</li> </ul>	
---------------------	--	--

## LINING

Gore-Tex® Performance Comfort Footwear 	<p>The GORE-TEX® membrane prevents water from entering into the shoe, but still allows your feet to "breathe". This technology provides ideal climate comfort for all outdoor activities, even in the harshest weather conditions. All components of the shoe construction are precisely attuned to one another and are subject to constant quality controls.</p> <p>The ALL-WEATHER membrane            The all-weather membrane constantly provides an ideal climate comfort inside the shoe in all wind and weather conditions. Keeps your feet cool in summer and warm in winter. Tiny pores keep wind and wetness outside.</p>	
---	---	--

## INLAY SOLE

Full-length inlay sole  
ESD PRO (rec)



- ESD EQUIPMENT: Protection against electrostatic discharge (ESD). The full-length, exchangeable inlay sole is conductive and designed for the use in ESD safety footwear according to the standards DIN EN ISO 20345 and DIN EN 61340-5-1.
- Inlay sole with recycled material content
- The full-length, exchangeable inlay sole provides the highest possible comfort in safety shoes.
- The inlay sole is functionally absorbing and releasing moisture and thus provides for a pleasant foot climate.
- The extreme softness of the PU foam absorbs shocks on impact and increases walking comfort.
- Improvement of the shoe climate thanks to the PU foam's open cell structure. So the foot is always kept comfortably dry.

## INSOLE

ESD soft-fleece insole

ESD equipment: Protection against electrostatic discharge (ESD), and without using additional means fulfilling a bridge function to the outsole.

- Approximately 50 % lighter than comparable soles made of natural materials
- Flexible and shape-retaining
- Good air permeability
- Excellent wear resistance
- High moisture absorption
- Quick drying (virtually overnight)

## OUTSOLE

WELLMAXX FLEX double-density sole with profile



- Excellent slip resistance
- Antistatic

Outsole: PU (polyurethane)

- Colour: black
- Profile depth: 4.0 mm
- Abrasion-resistant
- Heat-resistant to approx. 130°C
- Flexible at cold temperatures to approx. -20°C
- Oil and fuel resistant

Midsole: PU (polyurethane)

- The soft PU core provides a good impact absorption and high wearing comfort
- The core made of Infinergy® provides a very good cushioning with rebound effect