

TECHNICAL DATA SHEET

RENZO GTX® XXW Mid ESD S3 CI No. 765491


Sz. 36 - 50



LABELLING ACCORDING TO STANDARD

Standard for safety footwear EN ISO 20345:2022 S3	Basic requirement for S3: A Antistatic shoe - E Energy absorption in the heel - FO Fuel resistance - WPA Water penetration and absorption - P Penetration resistance - Closed heel area - Profiled outsole
Additional requirements	<p>FO FUEL RESISTANCE</p> <p>SR SLIP RESISTANCE on ceramic tile with glycerine.</p> <p>SC SCUFF CAP The overcap manages a certain amount of abrasion.</p> <p>LG LADDER GRIP Heel edge of at least 10 mm</p> <p>CI COLD INSULATED</p>

FORM

Safety laced boot 	Form B - in size 42, the upper height must be at least 11.3 cm.
--	---




FIT

XX-Wide	Particular wearing comfort for sturdy feet.
---------	---

AREAS OF APPLICATION

Areas of application	<p>Indoors and outdoors</p> <p>Areas where exposure to moisture is expected (S2)</p> <p>Areas where there is a risk of penetration from pointed and sharp objects (S3/S3L/S3S)</p> <p>Areas where there is a risk of electrostatic discharge (ESDS/ESD)</p> <p>Cold areas, working in winter, road construction etc.</p>
----------------------	--


FEATURES

ESD equipment	<p>Thanks to its excellent discharge capability, the shoe is suitable for work in ESD sensitive or electrostatically protected areas (EPA). The shoes comply to the standard 61340-5-1.</p>	
Sizes (unisex model)	<ul style="list-style-type: none"> Expanded size range: available in sizes 36 - 50 	
Certification in accordance with DGUV rule 112-191	<ul style="list-style-type: none"> Certified for orthopaedic modifications / inserts 	
Three widths	<p>The comfortable three-widths-system offers more volume to forefoot, instep and toes - thus giving every foot the space it needs.</p>	
Full, padded bellows tongue	<ul style="list-style-type: none"> Excellent wearing comfort: The tongue prevents pressure marks and avoids dirt from entering into the shoe. 	
Collar padding	<ul style="list-style-type: none"> Excellent wearing comfort: the ankle-wrapping, softly padded upper edge provides for stability and grip in the shoe. 	
Reflective material	<ul style="list-style-type: none"> Good visibility in the dark 	
PU toe protection (polyurethane)	<ul style="list-style-type: none"> Directly applied tip protection Excellent wear protection in the shoe tip area Protects the upper material in this area against premature wear 	

UPPER MATERIAL

Cowhide leather	<ul style="list-style-type: none"> Areas of application S1/S2/S3 Natural material Wear-resistant Breathable Water penetration/absorption in accordance with EN ISO 20345 S2
-----------------	--

LINING

<p>Gore-Tex® Performance Comfort Footwear</p> 	<p>The GORE-TEX® membrane prevents water from entering into the shoe, but still allows your feet to "breathe". This technology provides ideal climate comfort for all outdoor activities, even in the harshest weather conditions. All components of the shoe construction are precisely attuned to one another and are subject to constant quality controls.</p> <p>The ALL-WEATHER membrane</p> <p>The all-weather membrane constantly provides an ideal climate comfort inside the shoe in all wind and weather conditions. Keeps your feet cool in summer and warm in winter. Tiny pores keep wind and wetness outside.</p>
---	---

TOE PROTECTION CAP


Steel toe cap



- Protection against impacts of min. 200 joules and pressure loading of min. 15 kN
- Permanent edge coverage for cushioning
- Ergonomically shaped
- Comfortable toe room
- Good coverage of the little toe area

INLAY SOLE

Full-length inlay sole ESD PRO



- ESD EQUIPMENT: Protection against electrostatic discharge (ESD). The full-length, exchangeable inlay sole is conductive and designed for the use in ESD safety footwear according to the standards DIN EN ISO 20345 and DIN EN 61340-5-1.
- The full-length, exchangeable inlay sole provides the highest possible comfort in safety shoes.
- The inlay sole is functionally absorbing and releasing moisture and thus provides for a pleasant foot climate.
- The extreme softness of the PU foam absorbs shocks on impact and increases walking comfort.
- Improvement of the shoe climate thanks to the PU foam's open cell structure. So the foot is always kept comfortably dry.

INSOLE

ESD soft-fleece insole

ESD equipment: Protection against electrostatic discharge (ESD), and without using additional means fulfilling a bridge function to the outsole.

- Approximately 50 % lighter than comparable soles made of natural materials
- Flexible and shape-retaining
- Good air permeability
- Excellent wear resistance
- High moisture absorption
- Quick drying (virtually overnight)

PENETRATION RESISTANCE

Steel midsole

Best possible protection from below: The corrosion-resistant midsole made of stainless steel complies with the penetration safety standard EN 12568 and furthermore fulfils the additional requirements for penetration protection in accordance with EN ISO 20344 / 20345. Particularly recommendable when working in areas where there is an increased risk of injuries due to pointed or sharp objects, such as in the construction industry.

OUTSOLE

SAFETY-GRIP deep-treaded double-density sole with profile



- S-line shaped configuration of the tread blocks, for an ergonomic foot roll
- Excellent slip resistance
- Antistatic

Outsole: PU (polyurethane)

- Colour: black
- Profile depth: 6.0 mm
- Abrasion-resistant
- Heat-resistant to approx. 130°C
- Flexible at cold temperatures to approx. -20°C
- Oil and fuel resistant

Midsole: PU (polyurethane)

- The soft PU core provides a good impact absorption and high wearing comfort